




STEP 3a




STEP 3a




STEP 3d



STEP 3d



STEP 3d




STEP 3d



STEP 3e  
(scribe cuts (4d) already done)



STEP 4d (6 Cuts)



AMENDED STEP 8  
FOR WELD WASHERS ONLY  
PRE DRILL 25mm HOLE



STEP 8 Pre Drill for welding



STEP 6



STEP 6



STEP 6



STEP 8

PLUG WELD WASHER INTO PLACE



STEP 8

HAMMER IN PLUG TILL FLUSH



STEP 9



STEP 9



FINISHED